

Technical Manual

JBL

UREI LA-10

SPECIFICATIONS

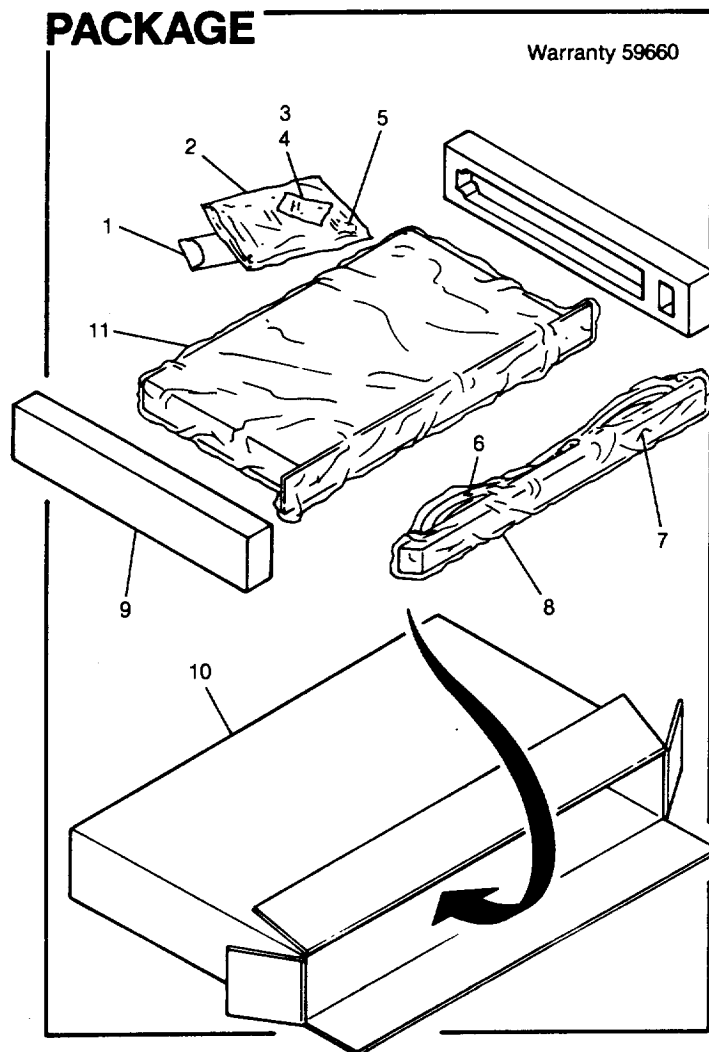
- Inputs: Active balanced bridging
- Input Impedance: 40k Ω balanced input, 20k Ω unbalanced (with detector normalised to input)
- Detector Input Impedance: 100k Ω balanced input, 50k Ω unbalanced
- Maximum Input Level: +24 dBu (12.3 V rms)
- Gain: ± 20 dB, adjustable with front panel output level controls
- Frequency Response: 20 Hz - 20 kHz ± 0.2 dB
- Dynamic Range: <115 dB
- Signal To Noise Ratio: 110 dBA, 22 kHz A weighted noise bandwidth
- THD: <0.006% typical @ 1 kHz, 0.02% maximum @ +14 dBu input
- Attack Times
 - Average Detectors: 1 - 50 ms
 - Peak Detectors: $\leq 100 \mu s$
 - Output Peak Limiters: 50 μs
- Release Times
 - Average Detectors: 100 ms - 5 s for 10 dB of release
 - Peak Detectors: 10 ms
- Output Peak Limiters: 40 ms
- Compression/Expansion Ratios: Adjustable from 1.5:1 to ∞ :1
- Threshold of Limiting/Expansion: Adjustable from -40 dBu to Off
- Outputs: Transformer isolated, symmetrical floating
- Maximum Output Level: +24 dBm into 600 Ω
- Connectors
 - Inputs and Outputs: XLR type 3 pin (pin 2 high), 6.3 mm (1/4 in) TRS phone jack
 - Limiting Detectors: 6.3 mm (1/4 in) TRS phone jack normalised to input
 - Link: Barrier strip
 - AC Power Requirements: 100-120/220-240 V AC, 50-60 Hz, 25 W maximum
 - AC Line Cord: Detachable, IEC type
 - Finish: Powdercoated black
 - Enclosure Dimensions: See Below
 - Net Weight: 14 lbs. (6.4 kg.)

WARRANTY INFORMATION:

- Refer to the Warranty Statement packed with each product.

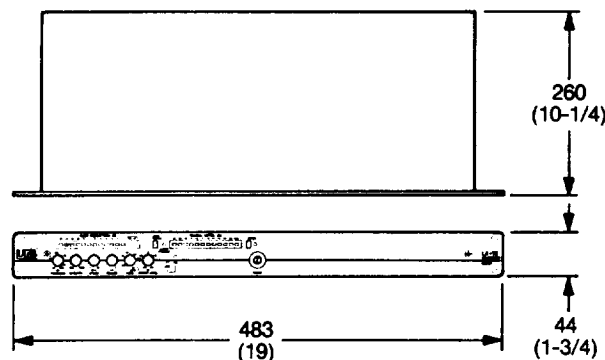
PACKAGE

Warranty 59660



COMPONENT VIEW

OVERALL DIMENSIONS
DIMENSIONS ARE mm AND (in.)



COMPONENT PARTS LIST

| ITEM | PART NO. | QTY | DESCRIPTION |
|------|------------|-----|----------------------------------|
| 1 | 10-13788 | 1 | KIT, RACK, SCR, BLK |
| 2 | 260302 | 1 | MNL, USER, LA-10 |
| 3 | 276193-001 | 2 | FUSE, SB, 1/2A, 250V, 5 x 20, UL |
| 4 | 255236 | 1 | FUSE, SB, 1/4A, 250V, 5 x 20 |
| 5 | 33-0147 | 1 | BAG, POLY, 12" x 16" |
| 6 | 36-0543 | 1 | CORD, PWR, DETCH, 3CONC, 18GA |
| 7 | 267151-001 | 1 | COVR, SCRTY, LA-XX |
| 8 | 33-0074 | 1 | BAG, POLY, 5" x 22" |

UREI LA-10

COMPONENT PARTS LIST

| ITEM | PART NO. | QTY | DESCRIPTION |
|------|--------------|-----|--------------------------------|
| 9 | 33-16828 | 2 | END, PAD, FOAM |
| 10 | 33-16827 | 1 | CRTN, LA-XX/79XX |
| 11 | 33-0071 | 1 | BAG, POLY, 18" x 24" |
| 12 | 25-16774 | 2 | COVR, PNL, FAB |
| 13 | 25-14284 | 1 | LBL, WARN, ELEC-SHOCK |
| 14 | 260313 | 1 | PNL, REAR, FAB, LA-10 |
| 15 | 264036 | 1 | TAPE, DBL-SIDED, ADH, 3/16 x 2 |
| 16 | 263437 | 1 | CONN, PWR, W/FUHLR, LA-12 |
| 17 | 261108 | 1 | SCR, 6-32 x 3/4, TRXPNH, BZ |
| 18 | 274608-001 | 1 | LBL, SER#, LA-XX |
| 19 | 28-0057 | 2 | WSHR, #6, EXT, TTH |
| 20 | H100-15199 | 3 | NUT, 6-32, KEP |
| 21 | 255104 | 1 | WSHR, 8, 1-7/16 x .032, ALUM |
| 22 | 30-0216 | 1 | SCR, 8-32 x 1-1/4, PPH, SEMS |
| 23 | | | |
| 24 | 25-16772 | 2 | PNL, SIDE, FAB |
| 25 | 267074-001 | 1 | PNL, FRNT, LA-10 |
| 26 | 30-0057 | 12 | SCR, 6-32 x 3/8, PPH |
| 27 | 25-16781-001 | 6 | SPCR, BSHG |
| 28 | 25-12993 | 1 | NAMEPL |
| 29 | 24-16780 | 1 | KNOB, PWR, SW |
| 30 | 29-17000 | 6 | NUT, SPANNER, 7MM |
| 31 | 24-16999-001 | 4 | KNOB, INR |
| 32 | 24-16999-002 | 2 | KNOB, INR |
| 33 | | | |
| 34 | | | |
| 35 | | | |
| 36 | | | |

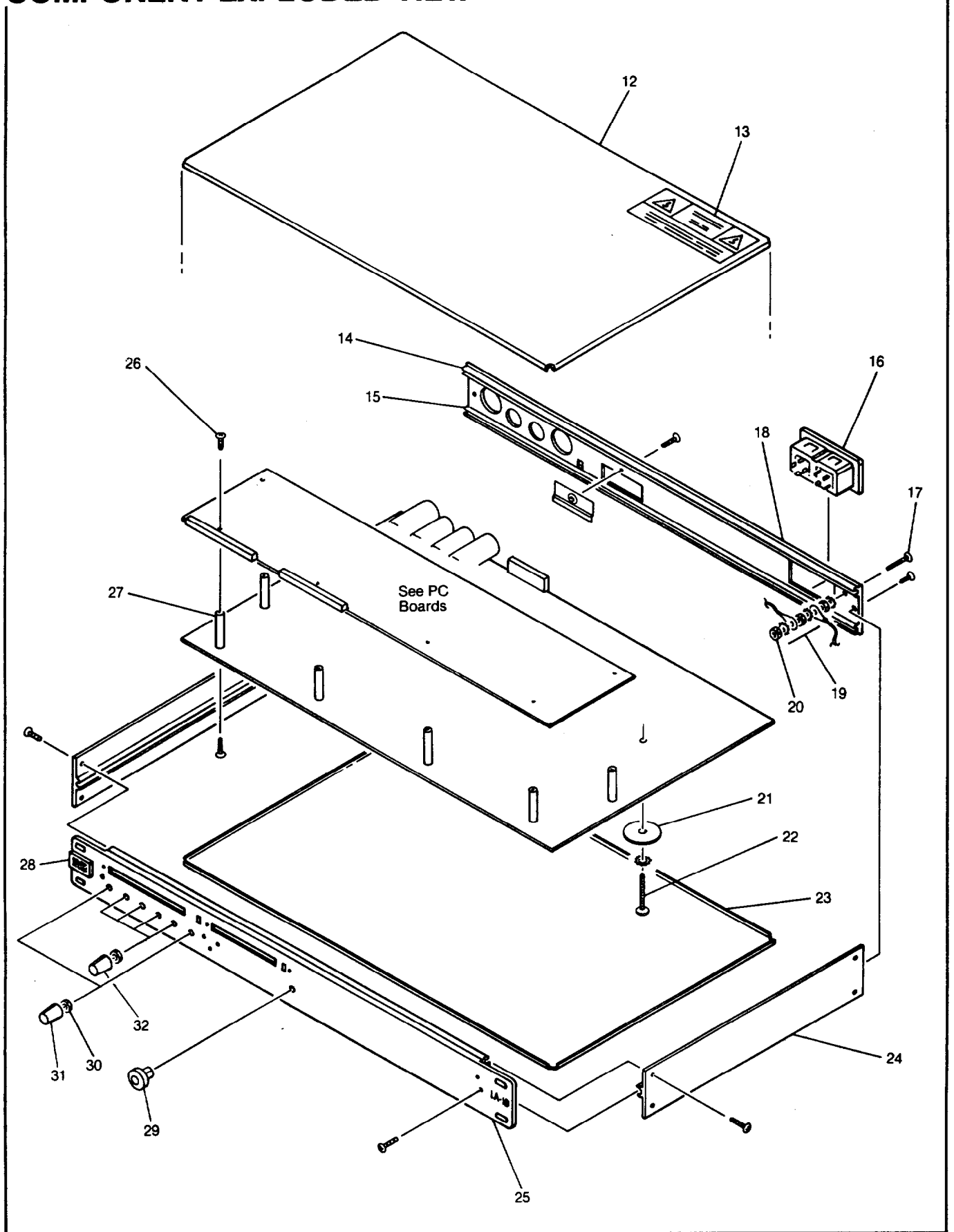
CIRCUIT BOARDS

| | | | |
|----|------------|---|----------------------------|
| 1 | 13-0711 | 1 | LED, BAR-GRAPHIC, RED, 12P |
| 2 | 13-0746 | 1 | LED, T1, YEL |
| 3 | 13-0745 | 1 | LED, T1, GRN |
| 4 | 25-16826 | 1 | MASK, LED |
| 5 | 13-0712 | 1 | LED, GRN/RED, DICHRO |
| 6 | 13-0710 | 1 | LED, BAR-GRAPHIC, 12P |
| 7 | 24-16779 | 2 | KNOB, PBTN |
| 8 | 13-0744 | 1 | LED, T1, RED |
| 9 | 15-0494 | 2 | SW, DPDT, ALT-ACT, PCMT |
| 10 | 14-0505 | 3 | CAP-EL, 10UF, 50V, RD |
| 11 | HM14-0582 | 7 | CAP-SF, .1UF, 5%, 50V |
| 12 | 27-0634 | 2 | HDR, STR, 9POS, .1" CTR |
| 13 | HM14-0576 | 2 | CAP-EL, 22, 25V, 85C |
| 14 | HM14-0752 | 1 | CAP-SF, .47UF, 5%, 50V |
| 15 | 13-0304 | 1 | IC, TL072CP, OP-AMP, DUAL |
| 16 | | | |
| 17 | 15-0517 | 1 | POT, TRIM, CF, 500K, LIN |
| 18 | HM13-0413 | 5 | XSTR, TO-92, NPN, 2N3904 |
| 19 | 275009-001 | 7 | IC, LM339AN, E-CMPRTR |

| | | | |
|----|------------|----|--------------------------------|
| 20 | | | (See Item 3 or 4 on 1st page) |
| 21 | | | |
| 22 | 29-0081 | 1 | NUT, 8, KEPS |
| 23 | 255126 | 1 | WSHR, 8, 1/2 X .03, STL |
| 24 | 52921-001 | 1 | XFMR, PWR, LA-12/22 |
| 25 | 13-0148 | 3 | XSTR, 2N6716, NPN, 60V |
| 26 | 13-0424 | 3 | XSTR, 2N6728, PNP, 60V |
| 27 | 14-0505 | 5 | CAP-EL, 10UF, 50V, RD |
| 28 | 14-0601 | 1 | CAP-EL, 22UF, 20%, 50V, RD |
| 29 | 13-0005 | 12 | DIOD, IN4003, 200V, 1A, SI |
| 30 | 27-0218 | 3 | TERM, SPADE, .250, PCMNT |
| 31 | 13-0206 | 1 | IC, 7818CT, RGLTR, 1A |
| 32 | 31-0067 | 2 | RVT, POP, .125 x .345 RADS 41 |
| 33 | 264663-001 | 1 | ASY, CABL, PWR, LA-XX, WHT |
| 34 | 27-0641 | 5 | TER, TAB, MALE, .187" |
| 35 | 264663-003 | 2 | ASY, CABL, PWR, LA-XX, BRN |
| 36 | 15-0500 | 1 | SW, PWR, DPST, 6A, 250V |
| 37 | 14-0633 | 1 | CAP-CD, 33PF, 10%, 500V |
| 38 | HM14-0752 | 1 | CAP-SF, .47UF, 5%, 50V |
| 39 | 15-16767 | 1 | POT, TRIM, 50K, M, REVD, LOG |
| 40 | 14-0756 | 1 | CAP-CD, 120PF, 10%, 100V |
| 41 | 13-0744 | 2 | LED, T1, RED |
| 42 | 15-16769 | 1 | POT, TRIM, 20K, M, LIN |
| 43 | 13-0190 | 1 | DIOD, ZR, 1N4735A, 6.2V, 5%, 1 |
| 44 | 15-16763 | 1 | POT, 9MM, W/SW, 50K, 10%, LIN |
| 45 | HM13-0414 | 2 | XSTR, TO92, PNP, 2N3906 |
| 46 | 15-16761 | 2 | POT, 9MM, 100K, 10%, LIN |
| 47 | HM13-0413 | 5 | XSTR, TO-92, PNP, 2N3904 |
| 48 | 15-16760 | 2 | POT, 9MM, 10K, 10%, LIN |
| 49 | 52920-001 | 1 | POT, 9MM, 50K, 10%, REV'D, "D" |
| 50 | HM14-0576 | 1 | CAP-EL, 22, 25V, 85C |
| 51 | HM14-0582 | 14 | CAP-SF, .1UF, 5%, 50V |
| 52 | | | |
| 53 | | | |
| 54 | 13-0514 | 1 | XSTR, LM394CN, DUAL |
| 55 | 13-0217 | 6 | IC, TL074, QUAD, OP-AMP |
| 56 | 15-0491 | 2 | POT, TRIM, 100K, M, HZL, MT |
| 57 | 14-0863 | 1 | CAP-EL, 10UF, 20%, 25V, RD, NP |
| 58 | 50901-004 | 3 | CAP-PF, 470PF, 5%, 50V, R |
| 59 | 14-0635 | 2 | CAP-CD, 100PF, 10%, 500V |
| 60 | 13-0737 | 1 | IC, VCA, SSM-2018 |
| 61 | HM14-0585 | 3 | CAP-CD, 47PF, 5%, 500V, NPO |
| 62 | 15-0481 | 1 | POT, TRIM, 2K, M, .5W, HZ |
| 63 | 14-0636 | 1 | CAP-CD, 470PF, 10%, 500V |
| 64 | 15-0496 | 2 | POT, TRIM, 500, M, HZMT, CRMT |
| 65 | 13-0304 | 1 | IC, TL072CP, OP-AMP, DUAL |
| 66 | 14-0753 | 3 | CAP-MP, 1UF, 10%, 63V |
| 67 | 27-0419 | 1 | CONN, PCMT, 3P, FEM |

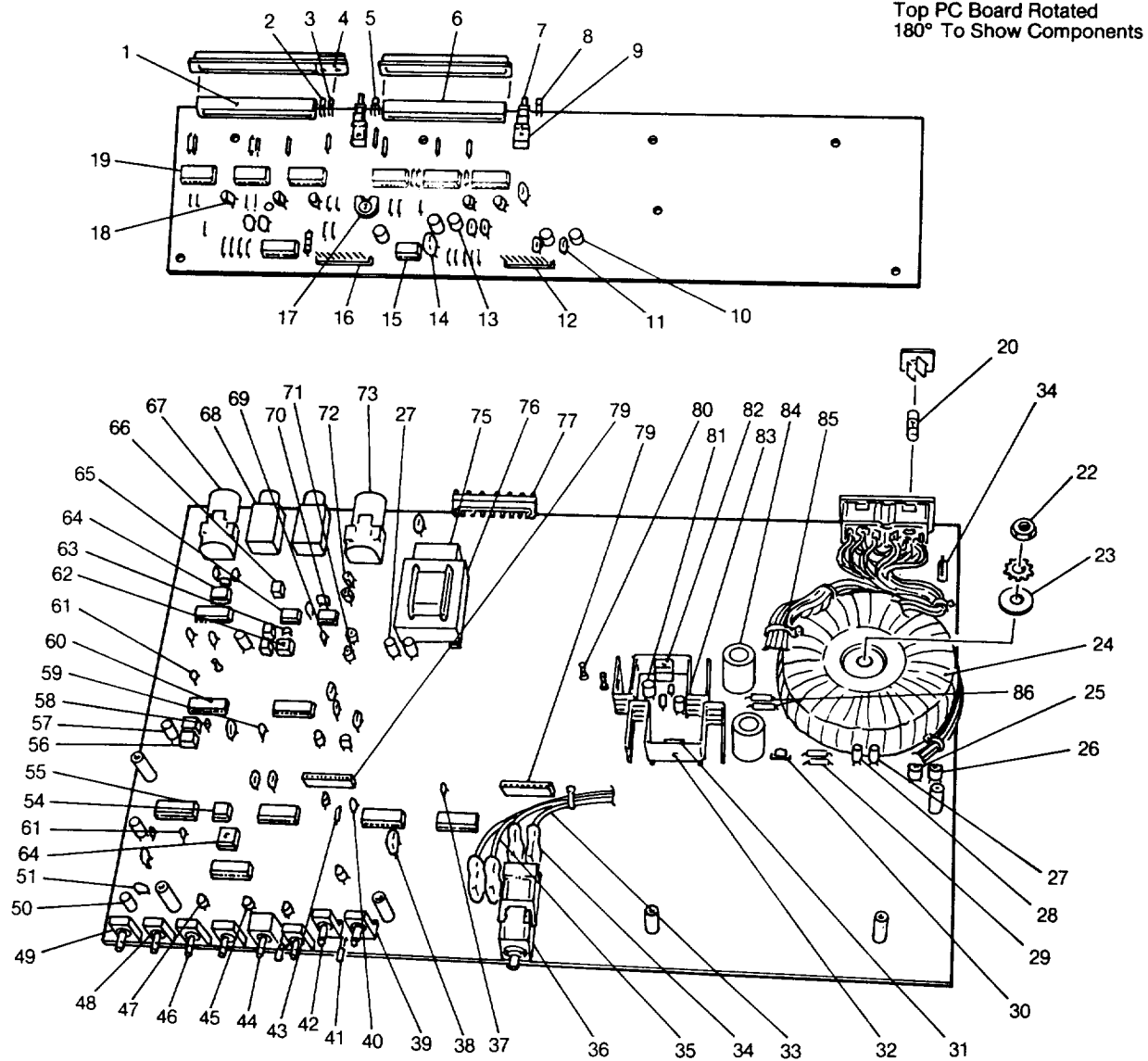
UREI LA-10

COMPONENT EXPLODED VIEW



UREI LA-10

CIRCUIT BOARDS



| ITEM | PART NO. | QTY | DESCRIPTION |
|------|-----------|-----|-------------------------------|
| 68 | 27-0367 | 2 | JACK, PHONE, .250, DIA, 90DEG |
| 69 | 14-0767 | 2 | CAP-CD, 22PF, 5%, 1KV |
| 70 | S500-1513 | 1 | IC, LM833N |
| 71 | | | |
| 72 | | | |
| 73 | 27-0420 | 1 | CONN, PCMT, 3P, MALE |
| 74 | | | |
| 75 | 15-0400 | 1 | RLY, 24V, DPDT |
| 76 | 16-16825 | 1 | XFMR, OUT |
| 77 | 27-0625 | 1 | BAR-STP, 5POS, .325" CTR |
| 78 | | | |
| 79 | 27-0632 | 2 | SKT, STR, 9 POS, .1" CTR |
| 80 | 52924-001 | 3 | TEST-POINT, PCMT |
| 81 | 14-0603 | 2 | CAP-EL, 100UF, 20%, 25V, RD |
| 82 | 13-0207 | 1 | IC, 7918CT, RGTLR, 1A |

| ITEM | PART NO. | QTY | DESCRIPTION |
|------|------------|-----|--------------------------|
| 83 | 36-0552 | 2 | HTSK, T0220, W/MNTG, TAB |
| 84 | 14-0523 | 2 | CAP-EL, 1000UF, 50V, RD |
| 85 | 256207 | 9 | TIE-WRAP, 4", BLK |
| 86 | 278344-001 | 2 | FUSE |
| 87 | | | |
| 88 | | | |
| 89 | | | |
| 90 | | | |
| 91 | | | |
| 92 | | | |
| 93 | | | |
| 94 | | | |
| 95 | | | |
| 96 | | | |
| 97 | | | |