



AE-15

CONCERT SUBWOOFER SYSTEM

DESCRIPTION:

The AE-15 subwoofer employs a unique articulated baffle providing mutual loading of its four-driver array, resulting in ultra-fast transient response, greater efficiency, and higher power output than conventional designs. The AE-15 is fully arrayable.

DRIVER COMPLEMENT:

Quad Apogee 15" (380mm) permanent magnet cone-type drivers are treated with a waterproofing compound, providing resistance to moisture, and enabling long-term stability of cone resonance and cone mass parameters; also treated with Ferrofluid® for greater power handling capability, lower distortion, and control of short-term impedance rise

INPUT CONNECTORS:

Neutrik™ NL4MP Speakon™ standard; Cannon AP series and gas-tight barrier strips optional

COMPATIBLE PROCESSORS:

DLC24 Digital Controller

HANDLES:

Eight handles designed as an integral part of the enclosure (no moving parts)

GRILLE:

Powder-coated, diamond-punched steel with acoustic foam covering

TRIM:

Optional protective steel trim pieces on top and bottom edges; powder-coated for durability

RIGGING HARDWARE:

Eight 12-gauge steel nutplates, mounted four on top and four on bottom, recessed, nominally flush; accepts 3/8"-16 thread (10mm nutplate or Aeroquip Pan fittings optional); nutplates are backed with 12-gauge steel internal brackets

FINISH:

Textured high-strength black epoxy paint; other colors optional

ENCLOSURE TYPE:

15° trapezoidal, optimally-vented bass

CABINET CONSTRUCTION:

Multi-ply birch with stainless steel fasteners

ENGINEERING DATA:

FORMAT:

Single-amped/Electronically-coupled

DISPERSION:

Omni-directional

FREQUENCY RESPONSE (1M ON AXIS):

40 Hz to 110 Hz \pm 3 dB

MAX. SPL (@1M):

134 dB cont./140 dB peak

PTML (PEAK TRANSIENT MECHANICAL LIMIT):

157 dB

SENSITIVITY (1W @ 1M):

101 dB/40 Hz to 110 Hz

NOMINAL IMPEDANCE:

8 ohms, each driver; separate connections to each driver pair

MAX. POWER HANDLING:

2000W cont./9600W peak (600W cont./2400W peak, each driver)

DIMENSIONS:

front: 29" (737mm) W x 45" (1143mm) H

rear: 22" (559mm) W x 45" (1143mm) H

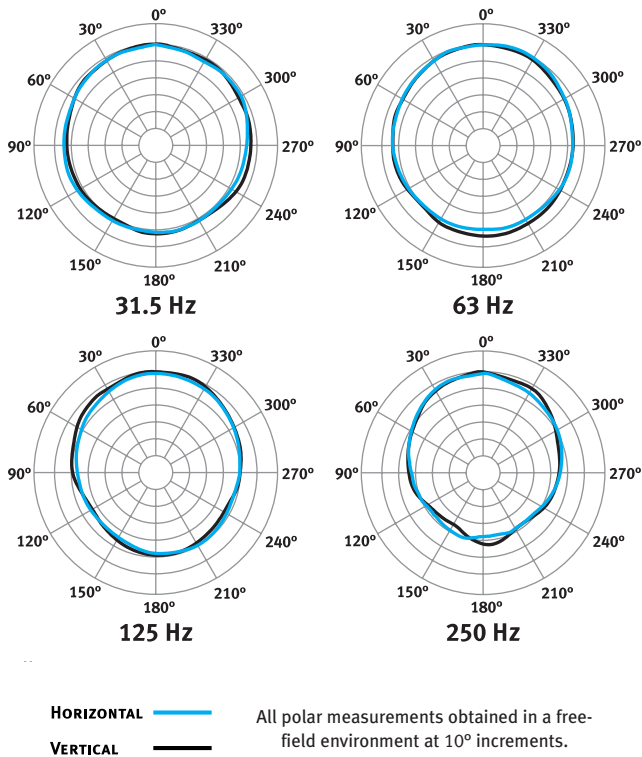
depth: 30" (762mm)

WEIGHT:

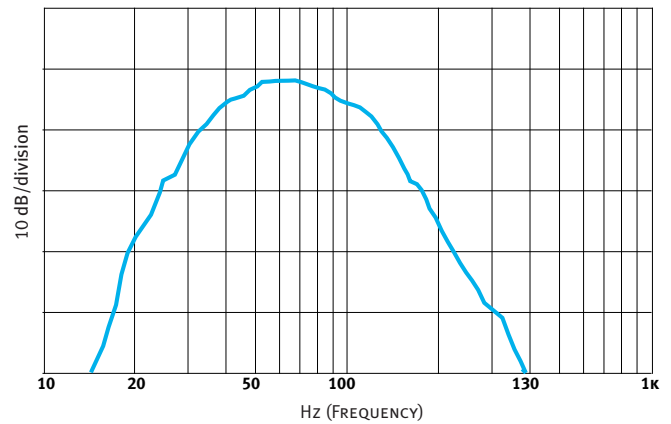
264 lb. (120 kg)

APOGEE
SOUND INTERNATIONAL

POLAR MEASUREMENTS AE-15 (6 dB/division, normalized)



FREQUENCY RESPONSE AE-15 (with controller)



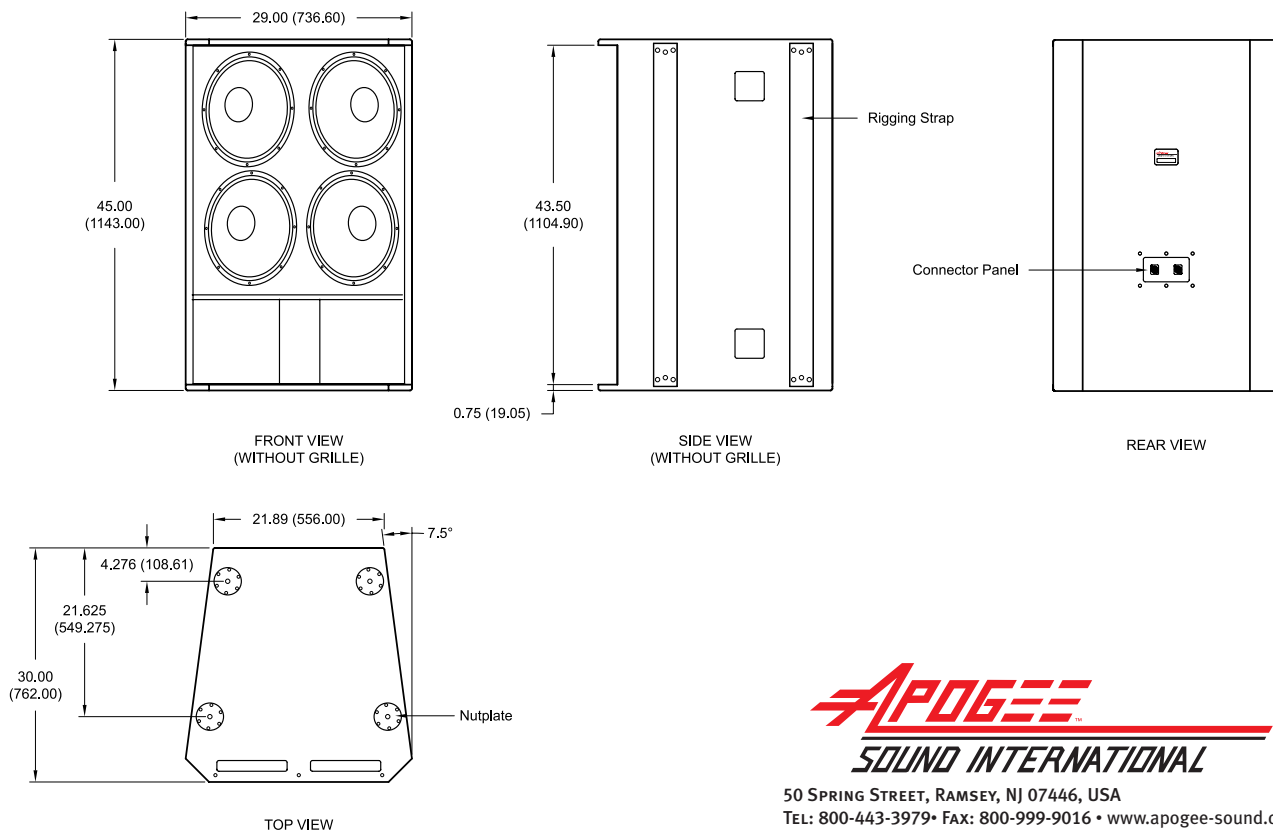
Measured in a free-field anechoic environment using a swept one-third octave input.

PROCESSOR NOTES:

The DLC24 Digital Loudspeaker Controller is a digital engine with an analog surface. It combines the most advanced technology available with intuitive interfaces to provide the key elements that ensure optimal loudspeaker system performance and management in a variety of live sound and fixed installation applications.

The controller provides factory-set equalization curves to smooth the response, protective limiting, and active crossovers (for bi-amplified models and subwoofers).

DIMENSIONAL DRAWINGS AE-15 (dimensions in inches and millimeters)



APOGEE
SOUND INTERNATIONAL

50 SPRING STREET, RAMSEY, NJ 07446, USA
TEL: 800-443-3979 • FAX: 800-999-9016 • www.apogee-sound.com